

PARTS LIST						
ITEM	QTY	PART NO.	PART DESCRIPTION	LENGTH	UNIT WT.	NET WT.
1	4	X-MPOST	SUPPORT POST FOR EQUIPMENT PLATFORM ICE BRIDGE KITS		92.99	371.97
2	4	GRS24-12	24" X 12' GRIP SPAN BRIDGE CHANNEL		90.63	362.51
3	2	X-COV8	8' HORIZONTAL COV SUPPORT ANGLE	96 in	53.00	106.00
4	4	X-MBPB	BACKING PLATE FOR X-MPOST	8 in	8.48	33.90
5	8	X-232698	TRPD-HD SUPPORT PLATE - SITE PRO 1	29 1/2 in	8.72	69.77
6	8	SCP	CLAMP HALF, 1/2" x 5-3/4"		1.29	10.34
7	8	SHCM-T	CHAIN MOUNT TIGHTENER BRACKET	3 in	1.86	14.87
8	4	PC312	3-1/2" FENCE POST CAP		0.59	2.34
9	8	X-124312	1/2" X 2" X 2" ANGLE SPACER; WITH 9/16" HOLE	2 in	0.53	4.26
10	16	G58312	5/8" x 3-1/2" HDG HEX BOLT GR5		0.40	6.41
11	32	G58FW	5/8" HDG USS FLATWASHER	1/8 in	0.07	2.25
12	16	G58LW	5/8" HDG LOCKWASHER		0.03	0.42
13	16	G58NUT	5/8" HDG HEAVY 2H HEX NUT		0.13	2.08
14	16	X-UB1358	1/2" X 3-5/8" X 5-1/2" X 3" GALV U-BOLT		0.77	12.36
15	8	G1203	1/2" x 3" HDG HEX BOLT GR5 FULL THREAD	3 in	0.22	1.74
16	8	G1202	1/2" x 2" HDG HEX BOLT GR5	2 in	0.18	1.41
17	32	G12FW	1/2" HDG USS FLATWASHER	3/32 in	0.03	1.09
18	48	G12LW	1/2" HDG LOCKWASHER	1/8 in	0.01	0.67
19	56	G12NUT	1/2" HDG HEAVY 2H HEX NUT		0.07	4.01
20	16	X-JB8	J-BOLT, 3/8" X 8" X 6" THREADED		0.33	5.29
21	16	SQW38	3/8" SQUARE WASHER	2 in	0.29	4.63
22	16	G38LW	3/8" HDG LOCKWASHER		0.01	0.11
23	16	G38NUT	3/8" HDG HEAVY 2H HEX NUT		0.03	0.54
TOTAL WT. #						1018.57

TOLERANCE NOTES

TOLERANCES ON DIMENSIONS, UNLESS OTHERWISE NOTED ARE:
SAWED, SHEARED AND GAS CUT EDGES ($\pm 0.030"$)
DRILLED AND GAS CUT HOLES ($\pm 0.030"$) - NO CONING OF HOLES
LASER CUT EDGES AND HOLES ($\pm 0.010"$) - NO CONING OF HOLES
BENDS ARE $\pm 1/2$ DEGREE
ALL OTHER MACHINING ($\pm 0.030"$)
ALL OTHER ASSEMBLY ($\pm 0.060"$)

PROPRIETARY NOTE:
THE DATA AND TECHNIQUES CONTAINED IN THIS DRAWING ARE PROPRIETARY INFORMATION OF VALMONT INDUSTRIES AND CONSIDERED A TRADE SECRET. ANY USE OR DISCLOSURE WITHOUT THE CONSENT OF VALMONT INDUSTRIES IS STRICTLY PROHIBITED.

DESCRIPTION

8' WIDE X 12' LONG COV
WITH FOUR SUPPORT POSTS
ANDBRACING

CPD NO.

DRAWN BY

ENG. APPROVAL

CLASS

SUB

DRAWING USAGE

CHECKED BY

81

02

CUSTOMER



A valmont COMPANY

Engineering
Support Team:
1-888-753-7446

Locations:
New York, NY
Atlanta, GA
Los Angeles, CA
Plymouth, IN
Salem, OR
Dallas, TX

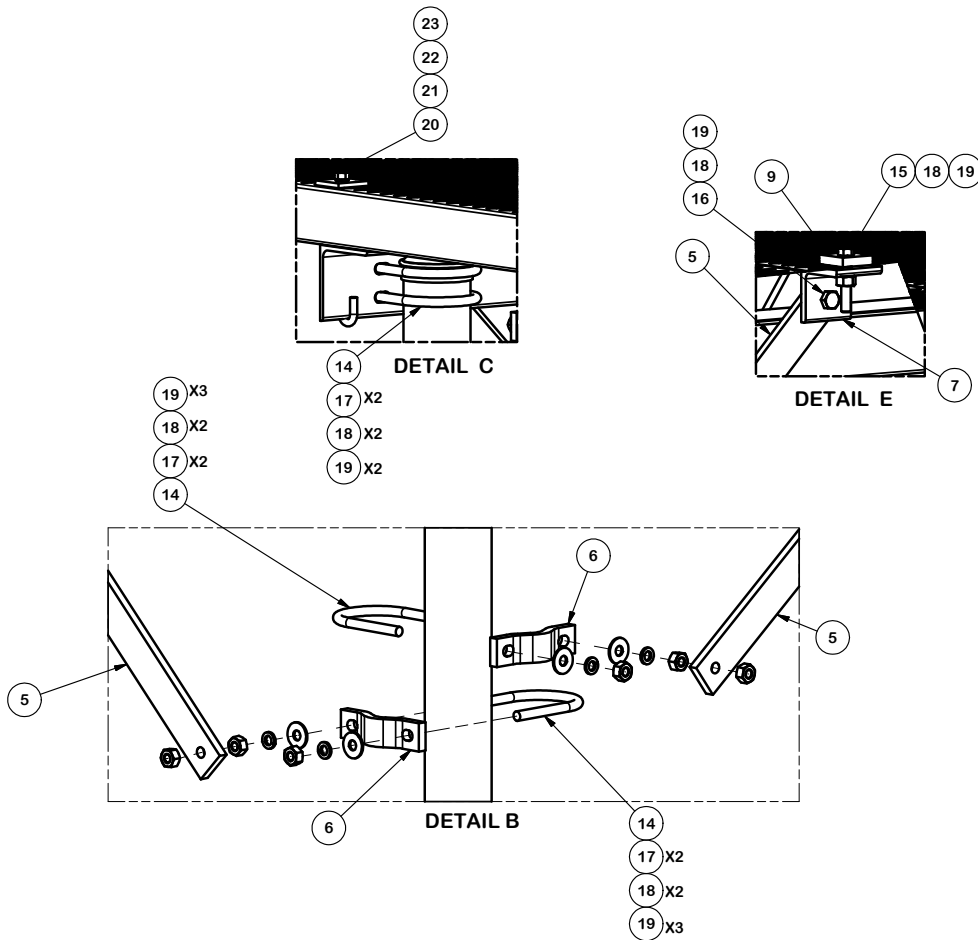
PART NO.

MPCOV812

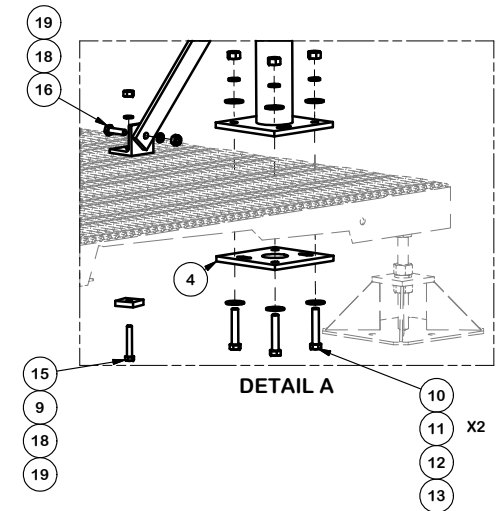
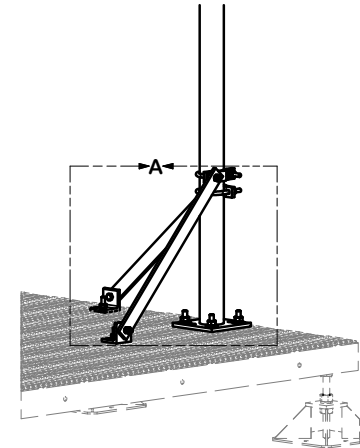
DWG. NO.

MPCOV812

PAGE
1 OF 3



ALTERNATE BRACING LOCATION



TOLERANCE NOTES

TOLERANCES ON DIMENSIONS, UNLESS OTHERWISE NOTED ARE:
 SAWED, SHEARED AND GAS CUT EDGES ($\pm 0.030"$)
 DRILLED AND GAS CUT HOLES ($\pm 0.030"$) - NO CONING OF HOLES
 LASER CUT EDGES AND HOLES ($\pm 0.010"$) - NO CONING OF HOLES
 BENDS ARE $\pm 1/2$ DEGREE
 ALL OTHER MACHINING ($\pm 0.030"$)
 ALL OTHER ASSEMBLY ($\pm 0.060"$)

PROPRIETARY NOTE:
 THE DATA AND TECHNIQUES CONTAINED IN THIS DRAWING ARE PROPRIETARY INFORMATION OF VALMONT INDUSTRIES AND CONSIDERED A TRADE SECRET. ANY USE OR DISCLOSURE WITHOUT THE CONSENT OF VALMONT INDUSTRIES IS STRICTLY PROHIBITED.

DESCRIPTION

8' WIDE X 12' LONG COV
 WITH FOUR SUPPORT POSTS
 AND BRACING

CPD NO.

DRAWN BY

ENG. APPROVAL

CLASS

SUB

DRAWING USAGE

CHECKED BY

81

02

CUSTOMER



Engineering
 Support Team:
 1-888-753-7446

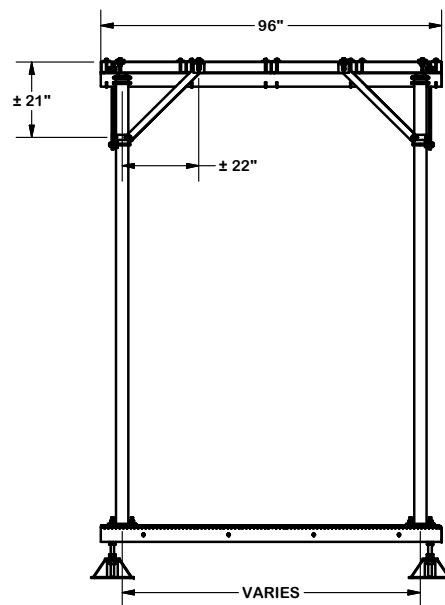
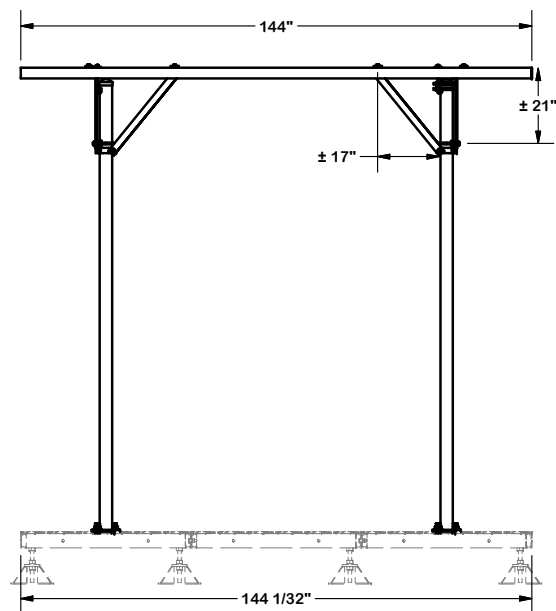

Locations:
 New York, NY
 Atlanta, GA
 Los Angeles, CA
 Plymouth, IN
 Salem, OR
 Dallas, TX

PART NO.

MPCOV812

DWG. NO.

MPCOV812



TOLERANCE NOTES

TOLERANCES ON DIMENSIONS, UNLESS OTHERWISE NOTED ARE:
 SAWED, SHEARED AND GAS CUT EDGES ($\pm 0.030"$)
 DRILLED AND GAS CUT HOLES ($\pm 0.030"$) - NO CONING OF HOLES
 LASER CUT EDGES AND HOLES ($\pm 0.010"$) - NO CONING OF HOLES
 BENDS ARE $\pm 1/2$ DEGREE
 ALL OTHER MACHINING ($\pm 0.030"$)
 ALL OTHER ASSEMBLY ($\pm 0.060"$)

PROPRIETARY NOTE:
 THE DATA AND TECHNIQUES CONTAINED IN THIS DRAWING ARE PROPRIETARY INFORMATION OF VALMONT INDUSTRIES AND CONSIDERED A TRADE SECRET. ANY USE OR DISCLOSURE WITHOUT THE CONSENT OF VALMONT INDUSTRIES IS STRICTLY PROHIBITED.

DESCRIPTION

8' WIDE X 12' LONG COV
 WITH FOUR SUPPORT POSTS
 AND BRACING

CPD NO.

DRAWN BY

ENG. APPROVAL

CLASS
81

SUB
02

DRAWING USAGE
CUSTOMER

CHECKED BY

PART NO.

MPCOV812

DWG. NO.

MPCOV812



Engineering
 Support Team:
 1-888-753-7446

Locations:
 New York, NY
 Atlanta, GA
 Los Angeles, CA
 Plymouth, IN
 Salem, OR
 Dallas, TX